

Vandalism

Your opinion of vandalism in Preston

Overview

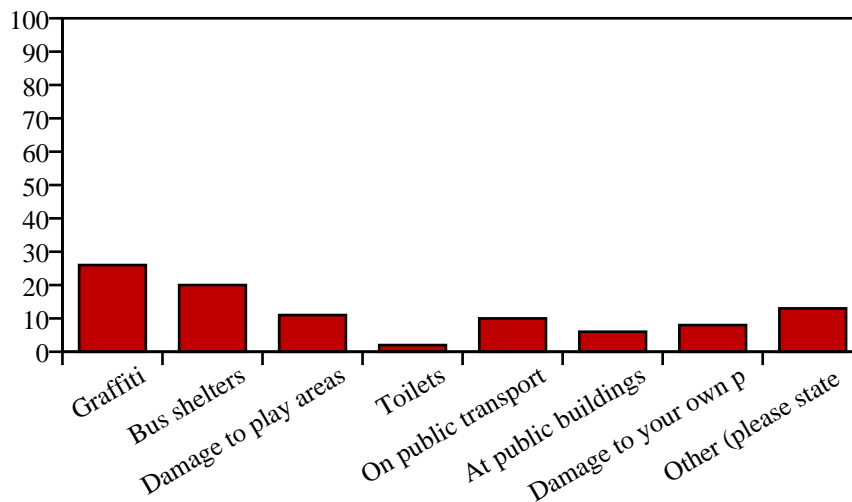
From **2006/11/30** to **2006/12/18**, Preston City Council ran a consultation entitled '*Vandalism*'. This report covers the online element of the consultation process, which was run from <http://www.citizenspace.com/local/preston/Vandalism>

Topic 1: Your experience of vandalism

Q1: What is the postcode for the area that you live?

There are 37 responses to this question. Please see Appendix A for the text of these responses.

Q2: What are the most common forms of vandalism that you experience/see?



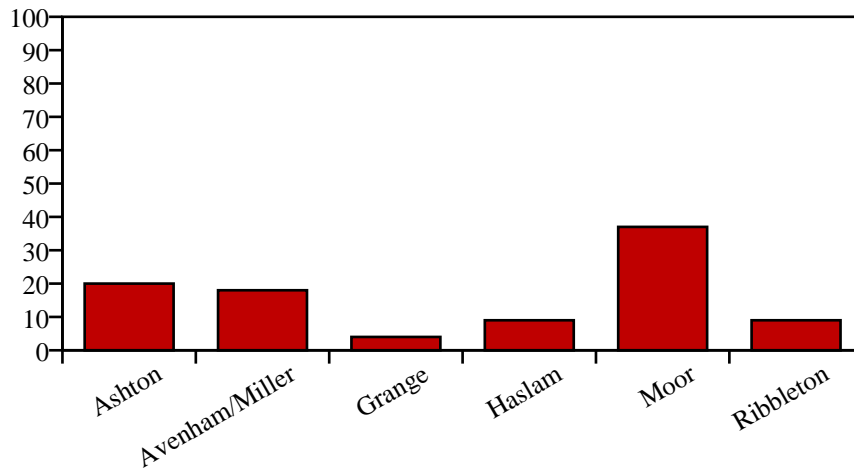
| Option | Value | Percentage |
|-----------------------------|-------|------------|
| Graffiti | 33 | 26% |
| Bus shelters | 26 | 20% |
| Damage to play areas | 15 | 11% |
| Toilets | 3 | 2% |
| On public transport | 13 | 10% |
| At public buildings | 8 | 6% |
| Damage to your own property | 11 | 8% |
| Other (please state below) | 17 | 13% |
| Total | 126 | |

Q3: If you selected Other please state what other forms of vandalism you experience

There are 40 responses to this question. Please see Appendix A for the text of these responses.

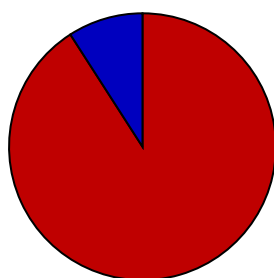
Topic 2: Parks

Q1: Which is your nearest park?



| Option | Value | Percentage |
|----------------|-------|------------|
| Ashton | 9 | 20% |
| Avenham/Miller | 8 | 18% |
| Grange | 2 | 4% |
| Haslam | 4 | 9% |
| Moor | 16 | 37% |
| Ribbleton | 4 | 9% |
| Total | 43 | |

Q2: Does the park suffer from vandalism?

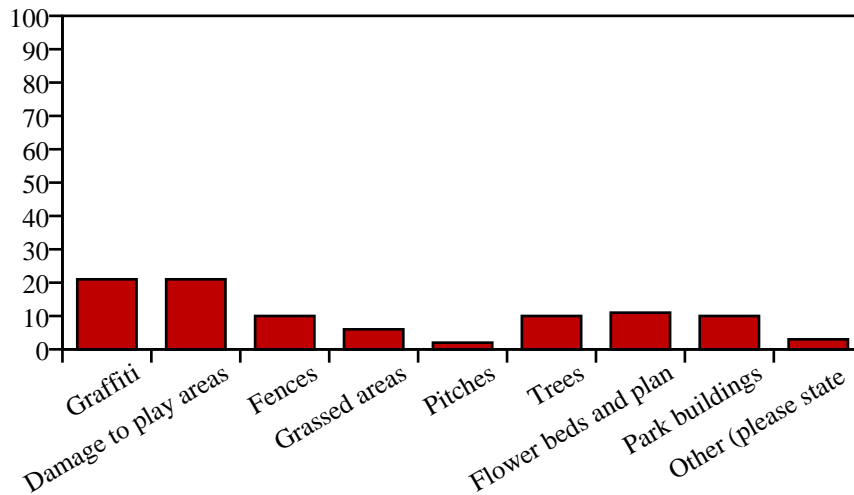


■ **Yes: 90%**
 ■ **No: 9%**

| Option | Value | Percentage |
|--------|-------|------------|
| Yes | 38 | 90% |
| No | 4 | 9% |

| | | |
|-------|----|--|
| Total | 42 | |
|-------|----|--|

Q3: If yes – what kind of vandalism does it suffer?



| Option | Value | Percentage |
|------------------------------------------------|-------|------------|
| Graffiti | 24 | 21% |
| Damage to play areas/play grounds (swings etc) | 24 | 21% |
| Fences | 12 | 10% |
| Grassed areas | 7 | 6% |
| Pitches | 3 | 2% |
| Trees | 12 | 10% |
| Flower beds and planting | 13 | 11% |
| Park buildings | 12 | 10% |
| Other (please state below) | 4 | 3% |
| Total | 111 | |

Q4: If you selected Other please state what other forms of vandalism the park suffers from

There are 37 responses to this question. Please see Appendix A for the text of these responses.

Q5: Use of the Park

| Does vandalism put you off going into/using the park? | | |
|-------------------------------------------------------|-------|------------|
| Rating | Value | Percentage |
| Yes | 27 | 60% |
| No | 18 | 40% |

| Does vandalism put you off using equipment in the park? | | |
|---------------------------------------------------------|-------|------------|
| Rating | Value | Percentage |
| Yes | 33 | 73% |
| No | 12 | 26% |

| Do you think that there are enough park rangers at the park? | | |
|--------------------------------------------------------------|-------|------------|
| Rating | Value | Percentage |
| Yes | 20 | 44% |
| No | 25 | 55% |

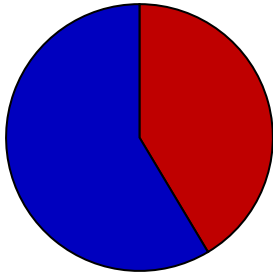
| Do you think the park rangers do enough to reduce vandalism? | | |
|--------------------------------------------------------------|-------|------------|
| Rating | Value | Percentage |
| Yes | 25 | 55% |
| No | 20 | 44% |

Topic 3: Leisure Centres

Q1: Do you use Preston's Leisure centres? If so which one do you use more regularly?

| Please select | | |
|---------------------------------------|-------|------------|
| Rating | Value | Percentage |
| Fulwood | 23 | 53% |
| West View | 4 | 9% |
| None, I don't use the leisure centres | 16 | 37% |

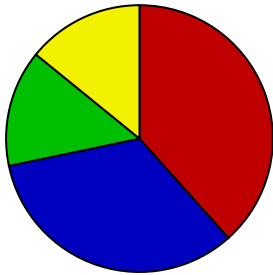
Q2: Do you think the leisure centre suffers from vandalism?



■ **Yes: 41%**
■ **No: 58%**

| Option | Value | Percentage |
|--------|-------|------------|
| Yes | 12 | 41% |
| No | 17 | 58% |
| Total | 29 | |

Q3: If yes – what kind of vandalism does it suffer?



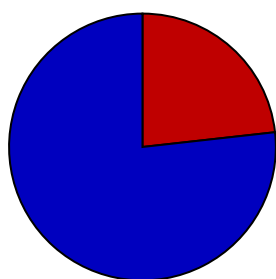
■ **Damage to equipment: 38%**
■ **Damage to the building: 33%**
■ **Damage to people's property: 14%**
■ **Other (please state below): 14%**

| Option | Value | Percentage |
|-----------------------------|-------|------------|
| Damage to equipment | 8 | 38% |
| Damage to the building | 7 | 33% |
| Damage to people's property | 3 | 14% |
| Other (please state below) | 3 | 14% |
| Total | 21 | |

Q4: If you selected Other please state what other forms of vandalism the centre suffers from

There are 36 responses to this question. Please see Appendix A for the text of these responses.

Q5: Does vandalism put you off using the leisure centre?

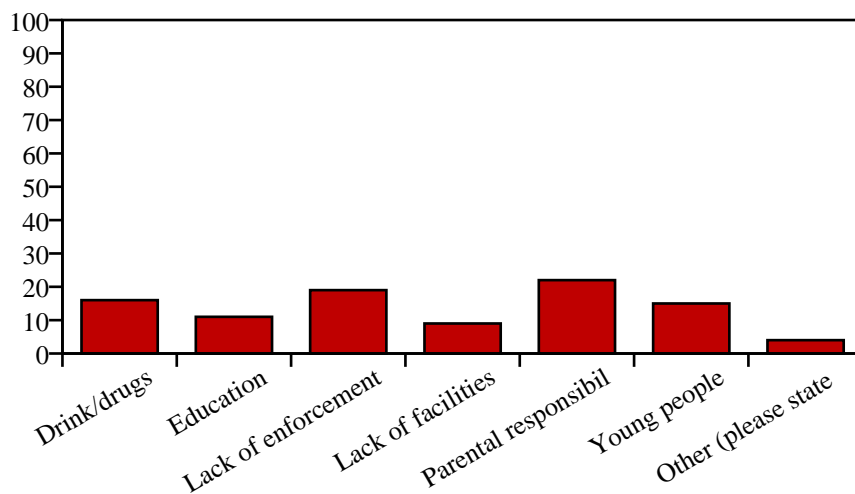


■ Yes : 23%
■ No: 76%

| Option | Value | Percentage |
|--------|-------|------------|
| Yes | 7 | 23% |
| No | 23 | 76% |
| Total | 30 | |

Topic 4: Causes and what to do about vandalism

Q1: What do you think are the causes of vandalism?



| Option | Value | Percentage |
|----------------------------|-------|------------|
| Drink/drugs | 21 | 16% |
| Education | 14 | 11% |
| Lack of enforcement | 24 | 19% |
| Lack of facilities | 12 | 9% |
| Parental responsibility | 28 | 22% |
| Young people | 19 | 15% |
| Other (please state below) | 6 | 4% |
| Total | 124 | |

Q2: If you selected Other please state what the other causes of vandalism are
There are 36 responses to this question. Please see Appendix A for the text of these responses.

Q3: Please place in your priority order, what you think can or should be done about vandalism?

| Priority one | | |
|----------------------------------------------------------|-------|------------|
| Rating | Value | Percentage |
| Anti vandal measures e.g. anti-vandal paint | 8 | 19% |
| CCTV | 6 | 14% |
| Education | 4 | 9% |
| Enforcement such as anti-social behaviour orders | 11 | 26% |
| Improve facilities/opportunities to offer an alternative | 3 | 7% |
| Park rangers | 1 | 2% |
| Security patrols | 7 | 17% |
| Other | 1 | 2% |
| | 0 | 0% |

| Priority two | | |
|----------------------------------------------------------|-------|------------|
| Rating | Value | Percentage |
| Anti vandal measures e.g. anti-vandal paint | 8 | 19% |
| CCTV | 12 | 29% |
| Education | 6 | 14% |
| Enforcement such as anti-social behaviour orders | 5 | 12% |
| Improve facilities/opportunities to offer an alternative | 1 | 2% |
| Park rangers | 3 | 7% |
| Security patrols | 6 | 14% |
| Other | 0 | 0% |

| | | |
|--|---|----|
| | 0 | 0% |
|--|---|----|

| Priority three | | |
|----------------------------------------------------------|-------|------------|
| Rating | Value | Percentage |
| Anti vandal measures e.g. anti-vandal paint | 9 | 21% |
| CCTV | 5 | 12% |
| Education | 4 | 9% |
| Enforcement such as anti-social behaviour orders | 7 | 17% |
| Improve facilities/opportunities to offer an alternative | 5 | 12% |
| Park rangers | 6 | 14% |
| Security patrols | 5 | 12% |
| Other | 0 | 0% |
| | 0 | 0% |

| Priority four | | |
|----------------------------------------------------------|-------|------------|
| Rating | Value | Percentage |
| Anti vandal measures e.g. anti-vandal paint | 15 | 36% |
| CCTV | 3 | 7% |
| Education | 6 | 14% |
| Enforcement such as anti-social behaviour orders | 3 | 7% |
| Improve facilities/opportunities to offer an alternative | 2 | 4% |
| Park rangers | 5 | 12% |
| Security patrols | 5 | 12% |
| Other | 2 | 4% |
| | 0 | 0% |

| Priority five | | |
|----------------------------------------------------------|-------|------------|
| Rating | Value | Percentage |
| Anti vandal measures e.g. anti-vandal paint | 14 | 34% |
| CCTV | 5 | 12% |
| Education | 4 | 9% |
| Enforcement such as anti-social behaviour orders | 2 | 4% |
| Improve facilities/opportunities to offer an alternative | 2 | 4% |
| Park rangers | 6 | 14% |
| Security patrols | 6 | 14% |
| Other | 2 | 4% |
| | 0 | 0% |

Q4: Other priorities

There are 36 responses to this question. Please see Appendix A for the text of these responses.

Q5: Is there anything else that you would like to add or say about vandalism in Preston?

There are 36 responses to this question. Please see Appendix A for the text of these responses.

Appendix A

What is the postcode for the area that you live?

1. pr1 4
2. PR1 6RU
3. pr2 2rj
4. PR2 9LU
5. pr2 9qs
6. PR2 6XS
7. PR2 2EQ
8. PR2 3UT
9. PR1 8JY
10. pr2 9lb
11. pr2 3tl
12. PR1 9NU
13. pr1 3tl
14. pr18sn
15. pr5 6ay
16. PR2 3DR
17. pr1 7su
18. PR1 5HN
19. PR22YG
20. pr2 1sn
21. PR1 7TB
22. PR2 9LU
23. PR2 3BB
24. pr2
25. pr2 6lj
26. PR1
27. pr1 t
28. bs7
29. pr2 6lx
30. PR2
31. pr2 9lb
32. pr1 2rl
33. pr2 1jl
34. PR5 4GE
35. pr1 5yr
36. pr1 5sy
37. pr1

If you selected Other please state what other forms of vandalism you experience

1. damage to neighbours property
2. Phone boxes and shop windows/doors
3. telephone boxes smashed
4. Public Parks

5. To road signs and post boxes
6. Damage to neighbours' property, damage to trees on streets
7. street names pulled down
8. fly posting
9. telephone boxes
10. Damage to unfinished play area and areas around Brook Street
11. Litter, Car Vandalism
12. Damage to telephone boxes
13. grafitti and vandalism on signs and post boxes
14. telephone boxes/ road signs
15. Rubbish is a problem although not stictly vandalism and so is dog fouling
16. Phone boxes and post boxes
17. telephone box damage, walls knocked down

If you selected Other please state what other forms of vandalism the park suffers from

1. broken bottles and litter
2. Dog fouling and litter is bad. I feel sorry for all the footballers who use the park on Saturdays and Sundays. Can't fault the rangers or park workers though they do a brilliant job
3. Persistent littering by Sunday league footballers

If you selected Other please state what other forms of vandalism the centre suffers from

1. setting off fire alarms, groups of youths intimidating people
2. Theft of personal belongings. Abusive children

If you selected Other please state what the other causes of vandalism are

1. No suitable punishment/deterant
2. lack of deterants for the vandals
3. Lack of punishment by Courts
4. The punishment does not fit the crime these days. Police / Park Rangers have little or no power, so challenging youths is probably pointless to them. ASBOs are now seen as a 'badge' to have by vandels etc, so again this needs addressing. If the punishment fit the crime, whether that be fining parents or taking money out of parent's benefits, then I'm sure you the Council would see parents of vandels begin to discipline / take responsibility for their own children's actions. I understand that the fining parents would need Government input which would take years to pass in Parliament. How about a court orders that increases their (parent's) Council Tax, reduces any help towards paying rent?
5. Irresponsible Political and religious groups
6. Lack of resources can be a problem. Staff do a good job in the main with the resources they have. I think the dog warden servcie should be targetted and more resources provided

Other priorities

1. Harsher punishments by the Courts
2. clubs
3. breakable glass/plastic
4. Better design to reduce opportunities for vandalism, incentives for residents to deal with an area themselves, and react quickly to small problems, prevent them becoming bigger ones.
5. Encourage residents to feel able to challenge inappropriate behaviour rather than expecting others to deal with it.

Is there anything else that you would like to add or say about vandalism in Preston?

1. Vandalism might be reduced if a stricter curfew time was enforced in conjunction with dispersal orders to disband gatherings
3. The key matter to address over the medium to long term is to encourage all people not just youngsters to act responsibly in public. We need to move away from the belief that it's ok to do what one likes in public because 'I can do what I like in public', and get people to understand that there are more rules on behaviour in public than might exist at home or in private.
4. The council tax payers are having to foot the bill when repairs are required. This is unfair - those that do the damage should be made to pay or work towards putting it right. When revenue budgets are tight there is no hope of continuous maintenance and that's when we get blight and unsafe structures which can lead to injuries and claims. This is a serious issue which needs a proper attention and a clear, robust policy framework to help combat and cure this epidemic.
6. The Police give out fixed penalty notices for disorder, ranging between £40.00 for juveniles and £80.00 for adults. The kids don't pay the fines, their parents do. If the parents don't pay then the kids are taken to Court, but get let off with a lesser penalty. The Courts need to hand out stiffer sentences that will make the kids and parents take notice. That is the only deterrent.
7. I've lived in Preston for 34 years and in the last 10 years levels of vandalism have noticeably and worryingly increased. Obviously the Council Tax payer suffers as a result which is very frustrating! I'm glad that the Council are making a start at tackling this increasing problem. This is going to be a long, frustrating journey for the people involved but they should NOT give up! Please bring back 'Proud Preston' which I knew as a little girl! Thank you for letting me have my say - GOOD LUCK!
8. There needs to be more enforcement against groups that fly post, especially bigger and more high profile groups like local businesses, religious organisations and political parties and groups (generally fringe parties as opposed to the mainstream ones).
9. The culprits need to be appropriately punished for their actions. If they believe they can get away with it with out any recompense they will continue. They need to be fined - the cost of vandalism is having to be met by the tax payer. If they are fined then they should realise the cost of their actions. They should also be given further punishment - such as cleaning off graffiti or litter

picking.

11. I'm a big believer in "broken windows" theory - that little problems left unaddressed give rise to bigger problems - issues like litter are a major factor in showing that an area is uncared for and an incentive for vandals to "up the ante". I used to live in Ribbleton, and litter around the Grange Estate sent out a message that the authorities didn't care - see the disused yard site - a major eyesore, next to Tesco Metro on Ribbelton Lane - which has been derelict for 6 years or more.

12. We as residents seem to be limited in control of vandalism and it is only a minority who are responsible. Better control of young people and more Free activity involvement is needed. Youth clubs are in the minority, everything has a price attached and therefore many parents cannot afford to pay for leisure activities.

13. Parents should be held responsible for their children's actions. There is too much pandering to these types of people and I am sick of hearing that it's about the area they were brought up in, if their children vandalise something they should have to pay for it as this encourages parents to ensure their children behave.

14. I think the vandalism in my area seems to be due to the local pub being open too late at night. The smashing of bus shelters in particular seems to occur on nights when our local is open later. Also the park wardens/rangers do a frankly exceptional job with the resources they have, but we just don't have enough of them.

15. Have the impression that certain areas i.e. so-called deprived, matter more to the Council than others.

16. I don't think it's a major problem but we need some long term as well as quick win strategies.

17. I think vandalism is caused by a lack of respect for other people and property. When caught send the little bleeders into the army for a couple of years.