

Council Information - Your Views

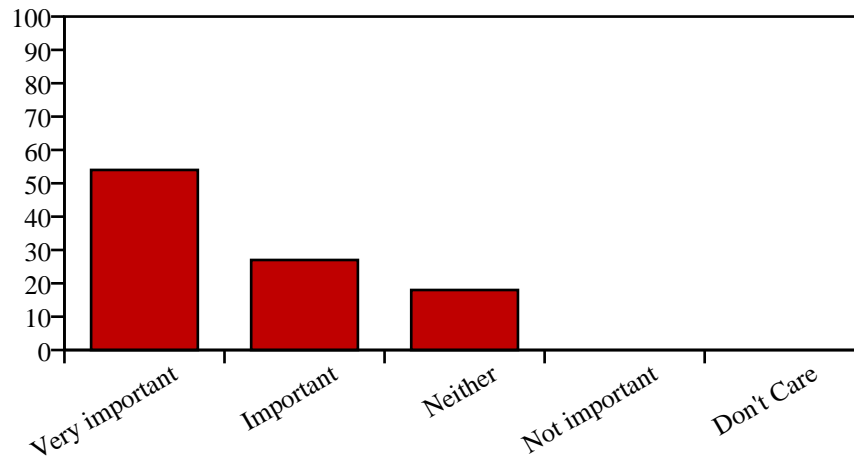
Your views on how we currently provide information about the council.

Overview

From **2007/03/29** to **2007/05/05**, Preston City Council ran a consultation entitled '*Council Information - Your Views*'. This report covers the online element of the consultation process, which was run from <http://www.citizenspace.com/local/preston/CouncilInformation>

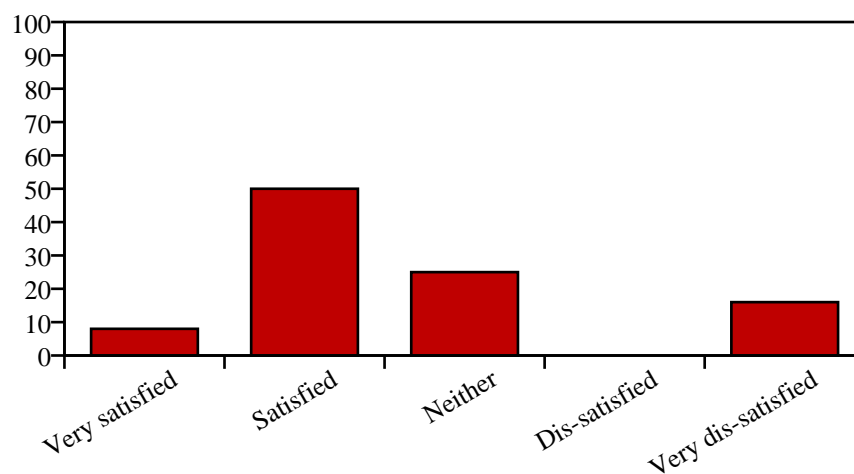
Topic 1: Satisfaction with current information

Q1: 1. How important to you is it that the Council provides information about its finances and what it does?



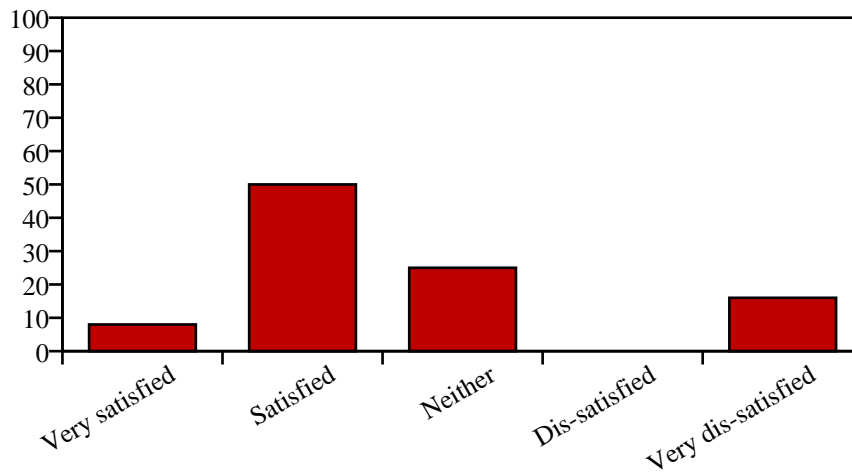
Option	Value	Percentage
Very important	6	54%
Important	3	27%
Neither	2	18%
Not important	0	0%
Don't Care	0	0%
Total	11	

Q2: 2. How satisfied are you with the information currently available about council finances and where your money goes?



Option	Value	Percentage
Very satisfied	1	8%
Satisfied	6	50%
Neither	3	25%
Dis-satisfied	0	0%
Very dis-satisfied	2	16%
Total	12	

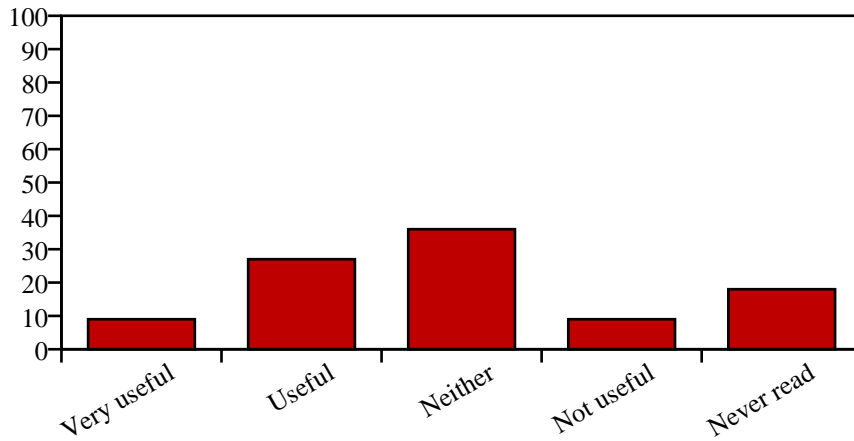
Q3: 3. How satisfied are you with information currently available about council performance i.e. how well the council delivers services to you?



Option	Value	Percentage
Very satisfied	1	8%
Satisfied	6	50%
Neither	3	25%
Dis-satisfied	0	0%
Very dis-satisfied	2	16%
Total	12	

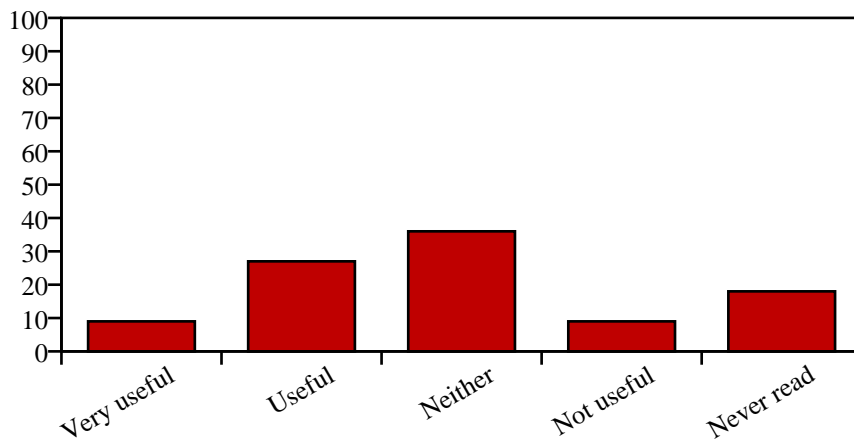
Topic 2: How useful do you find the information we provide?

Q1: Statement of accounts



Option	Value	Percentage
Very useful	1	9%
Useful	3	27%
Neither	4	36%
Not useful	1	9%
Never read	2	18%
Total	11	

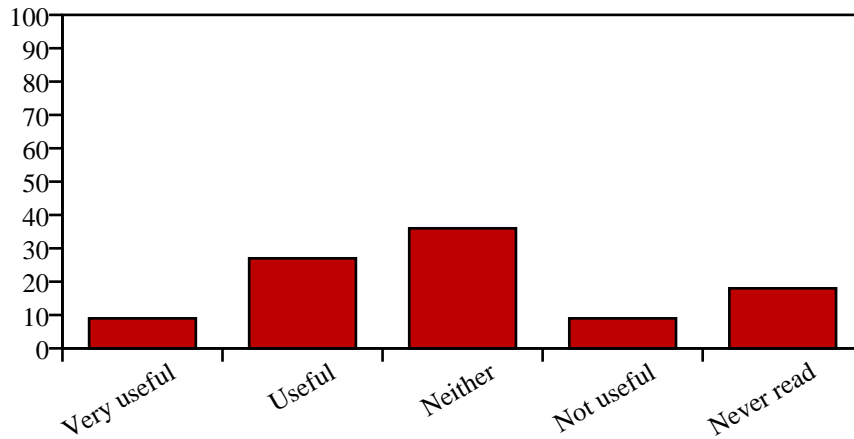
Q2: Corporate plan



Option	Value	Percentage
Very useful	1	9%
Useful	3	27%
Neither	4	36%
Not useful	1	9%

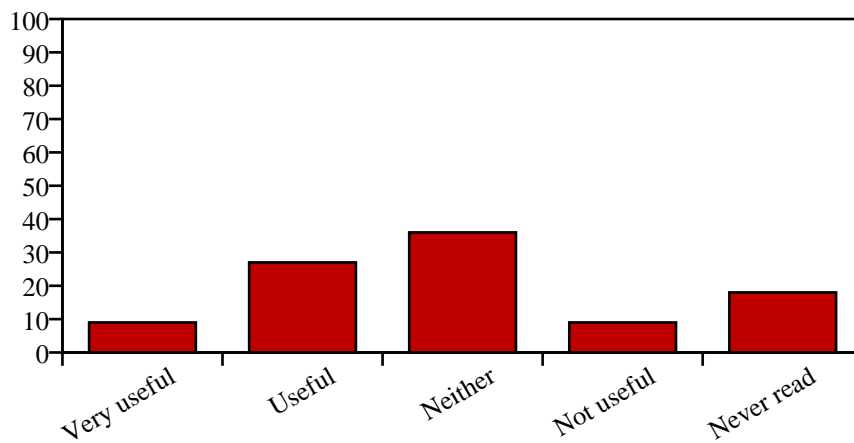
Never read	2	18%
Total	11	

Q3: Prestonian performance special



Option	Value	Percentage
Very useful	1	9%
Useful	3	27%
Neither	4	36%
Not useful	1	9%
Never read	2	18%
Total	11	

Q4: Prestonian council tax leaflet



Option	Value	Percentage
Very useful	1	9%
Useful	3	27%
Neither	4	36%
Not useful	1	9%
Never read	2	18%
Total	11	

Topic 3: How would you like to see our information?

Q1: Printed leaflets available in council offices

Please select		
Rating	Value	Percentage
1	9	90%
2	0	0%
3	1	10%
4	0	0%
5	0	0%

Q2: Printed leaflets delivered to people's homes

Please select		
Rating	Value	Percentage
1	9	90%
2	0	0%
3	1	10%
4	0	0%
5	0	0%

Q3: Publish in Prestonian magazine

Please select		
Rating	Value	Percentage
1	9	90%
2	0	0%
3	1	10%
4	0	0%

5	0	0%
---	---	----

Q4: Advertise in the local press

Please select		
Rating	Value	Percentage
1	9	90%
2	0	0%
3	1	10%
4	0	0%
5	0	0%

Q5: Publish information on the website

Please select		
Rating	Value	Percentage
1	9	90%
2	0	0%
3	1	10%
4	0	0%
5	0	0%

Q6: Other – (please state below)

Please select		
Rating	Value	Percentage
0	9	90%
1	0	0%
2	1	10%
3	0	0%
4	0	0%
5	0	0%

Q7: Other

There are 7 responses to this question. Please see Appendix A for the text of these responses.

Topic 4: Annual report

Q1: Would you read/welcome one annual report from the council containing all its performance and financial information in one document?

Please select		
Rating	Value	Percentage
Yes	4	66%
No	2	33%

Q2: If yes, what format would you like it to be published?

Please select		
Rating	Value	Percentage
None	2	33%
On the website	2	33%
In the Prestonian	1	16%
Printed report	1	16%
Other (please state below)	0	0%

Q3: Other

There are 4 responses to this question. Please see Appendix A for the text of these responses.

Q4: Why would you read/welcome one annual report?

There are 4 responses to this question. Please see Appendix A for the text of these responses.

Topic 5: Any other comments?

Q1: Is there anything else you wish to say about council information?

There are 4 responses to this question. Please see Appendix A for the text of these responses.

Appendix A

Other

Other

Why would you read/welcome one annual report?

1. know what's going on and how impacts me
2. Information all in one place

Is there anything else you wish to say about council information?