

Parks 2008


Parks User Survey

Overview

From **23/06/2008** to **31/07/2008**, London Borough of Hammersmith & Fulham ran a consultation entitled '*Parks 2008*'. This report covers the online element of the consultation process, which was run from <http://www.citizenspace.com/local/lbhf/Parks>

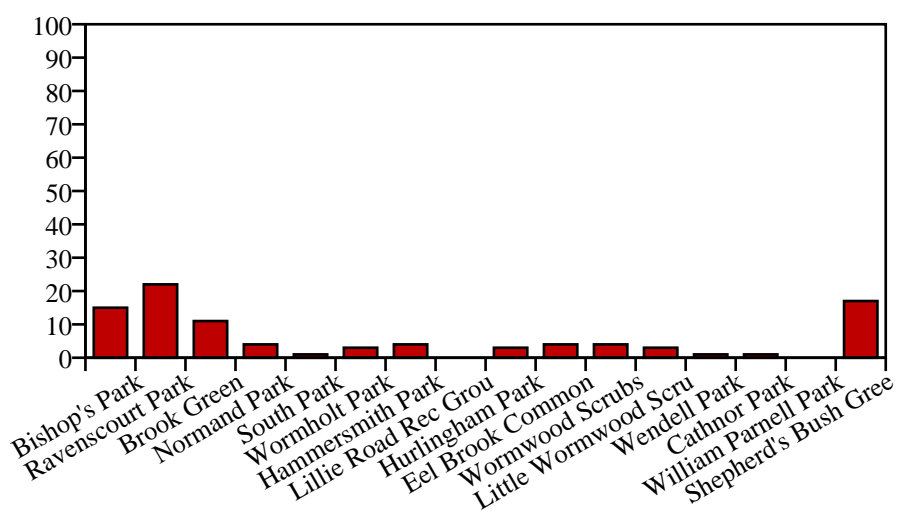
Topic 1: 1. Parks In Hammersmith and Fulham

Q1: Have you visited a park in the borough this year?



Option	Value	Percentage
Yes	24	88%
No	3	11%
Total	27	

Q2: Which of the following parks have you visited this year?



Option	Value	Percentage
Bishop's Park	10	15%
Ravenscourt Park	14	22%
Brook Green	7	11%

Normand Park	3	4%
South Park	1	1%
Wormholt Park	2	3%
Hammersmith Park	3	4%
Lillie Road Rec Ground	0	0%
Hurlingham Park	2	3%
Eel Brook Common	3	4%
Wormwood Scrubs	3	4%
Little Wormwood Scrubs	2	3%
Wendell Park	1	1%
Cathnor Park	1	1%
William Parnell Park	0	0%
Shepherd's Bush Green	11	17%
Total	63	

Q3: Please rank the parks you have visited this year according to your most favourite (1) to the least popular (16).

Bishop's Park		
Rating	Value	Percentage
1	17	60%
2	3	10%
3	1	3%
4	0	0%
5	1	3%
6	2	7%
7	1	3%
8	0	0%
9	0	0%
10	0	0%
11	0	0%
12	0	0%
13	0	0%
14	0	0%
15	0	0%
16	3	10%

Ravenscourt Park		
Rating	Value	Percentage
1	20	71%

2	0	0%
3	3	10%
4	2	7%
5	0	0%
6	0	0%
7	1	3%
8	1	3%
9	0	0%
10	0	0%
11	0	0%
12	0	0%
13	0	0%
14	0	0%
15	0	0%
16	1	3%

Brook Green		
Rating	Value	Percentage
1	15	53%
2	3	10%
3	2	7%
4	1	3%
5	1	3%
6	0	0%
7	1	3%
8	0	0%
9	0	0%
10	0	0%
11	1	3%
12	0	0%
13	1	3%
14	0	0%
15	1	3%
16	2	7%

Normand Park		
Rating	Value	Percentage
1	15	53%
2	1	3%

3	0	0%
4	0	0%
5	2	7%
6	0	0%
7	0	0%
8	1	3%
9	0	0%
10	0	0%
11	1	3%
12	0	0%
13	0	0%
14	0	0%
15	1	3%
16	7	25%

South Park		
Rating	Value	Percentage
1	19	67%
2	0	0%
3	0	0%
4	0	0%
5	0	0%
6	1	3%
7	0	0%
8	0	0%
9	1	3%
10	1	3%
11	0	0%
12	0	0%
13	0	0%
14	0	0%
15	1	3%
16	5	17%

Wormholt Park		
Rating	Value	Percentage
1	19	67%
2	0	0%
3	0	0%

4	0	0%
5	0	0%
6	1	3%
7	1	3%
8	0	0%
9	0	0%
10	0	0%
11	1	3%
12	0	0%
13	0	0%
14	0	0%
15	1	3%
16	5	17%

Hammersmith Park		
Rating	Value	Percentage
1	19	67%
2	0	0%
3	0	0%
4	1	3%
5	0	0%
6	0	0%
7	0	0%
8	1	3%
9	0	0%
10	0	0%
11	1	3%
12	0	0%
13	0	0%
14	0	0%
15	1	3%
16	5	17%

Lillie Road Rec Ground		
Rating	Value	Percentage
1	18	64%
2	0	0%
3	0	0%
4	0	0%

5	0	0%
6	1	3%
7	0	0%
8	0	0%
9	1	3%
10	1	3%
11	0	0%
12	0	0%
13	0	0%
14	0	0%
15	2	7%
16	5	17%

Hurlingham Park		
Rating	Value	Percentage
1	17	60%
2	0	0%
3	1	3%
4	1	3%
5	1	3%
6	0	0%
7	0	0%
8	0	0%
9	0	0%
10	0	0%
11	1	3%
12	1	3%
13	0	0%
14	0	0%
15	1	3%
16	5	17%

Eel Brook Common		
Rating	Value	Percentage
1	18	64%
2	2	7%
3	0	0%
4	0	0%
5	0	0%

6	0	0%
7	1	3%
8	0	0%
9	0	0%
10	1	3%
11	0	0%
12	1	3%
13	0	0%
14	0	0%
15	1	3%
16	4	14%

Wormwood Scrubs		
Rating	Value	Percentage
1	18	64%
2	0	0%
3	0	0%
4	0	0%
5	0	0%
6	0	0%
7	0	0%
8	0	0%
9	1	3%
10	0	0%
11	1	3%
12	0	0%
13	0	0%
14	0	0%
15	1	3%
16	7	25%

Little Wormwood Scrubs		
Rating	Value	Percentage
1	17	60%
2	0	0%
3	0	0%
4	0	0%
5	0	0%
6	0	0%

7	0	0%
8	0	0%
9	0	0%
10	0	0%
11	1	3%
12	1	3%
13	1	3%
14	0	0%
15	1	3%
16	7	25%

Wendell Park		
Rating	Value	Percentage
1	17	60%
2	1	3%
3	0	0%
4	0	0%
5	0	0%
6	1	3%
7	1	3%
8	0	0%
9	0	0%
10	0	0%
11	0	0%
12	0	0%
13	1	3%
14	1	3%
15	1	3%
16	5	17%

Cathnor Park		
Rating	Value	Percentage
1	17	60%
2	0	0%
3	0	0%
4	0	0%
5	0	0%
6	0	0%
7	0	0%

8	0	0%
9	0	0%
10	0	0%
11	0	0%
12	0	0%
13	0	0%
14	4	14%
15	0	0%
16	7	25%

William Parnell Park		
Rating	Value	Percentage
1	17	60%
2	0	0%
3	0	0%
4	0	0%
5	0	0%
6	0	0%
7	0	0%
8	0	0%
9	0	0%
10	0	0%
11	0	0%
12	0	0%
13	0	0%
14	1	3%
15	2	7%
16	8	28%

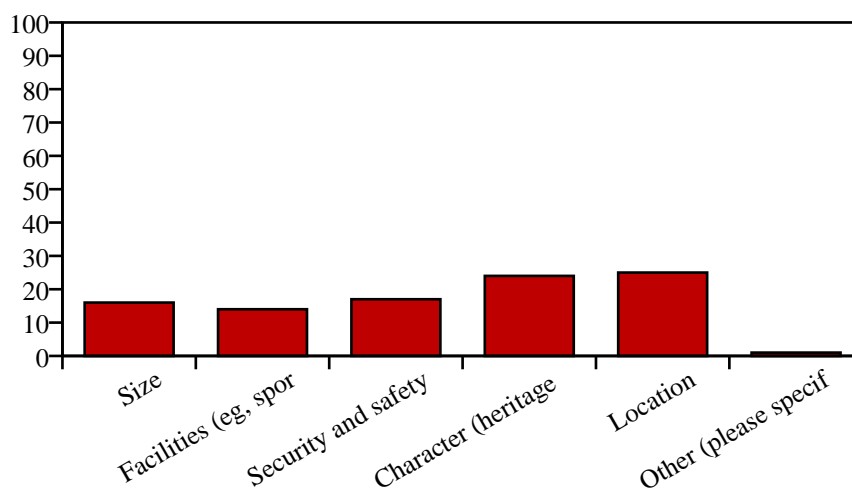
Shepherd's Bush Green		
Rating	Value	Percentage
1	14	50%
2	1	3%
3	2	7%
4	1	3%
5	0	0%
6	0	0%
7	0	0%
8	0	0%

9	0	0%
10	0	0%
11	0	0%
12	0	0%
13	1	3%
14	0	0%
15	1	3%
16	8	28%

Q4: Please mention any park not on the list that you visit regularly (in or out of the borough - large or small)

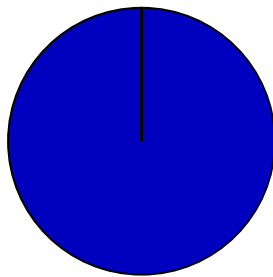
There are 24 responses to this question. Please see Appendix A for the text of these responses.

Q5: To provide an explanation as to how you have ranked the parks, please indicate below what factors influenced your ranking order.



Option	Value	Percentage
Size	10	16%
Facilities (eg, sports, café, play provisions)	9	14%
Security and safety	11	17%
Character (heritage features, attractive planting)	15	24%
Location	16	25%
Other (please specify)	1	1%
Total	62	

Q6: Have you visited Lea Valley Regional Park this year?



■ Yes: 0%
■ No: 100%

Option	Value	Percentage
Yes	0	0%
No	27	100%
Total	27	

Topic 2: 2. About the park you visit most often in the borough

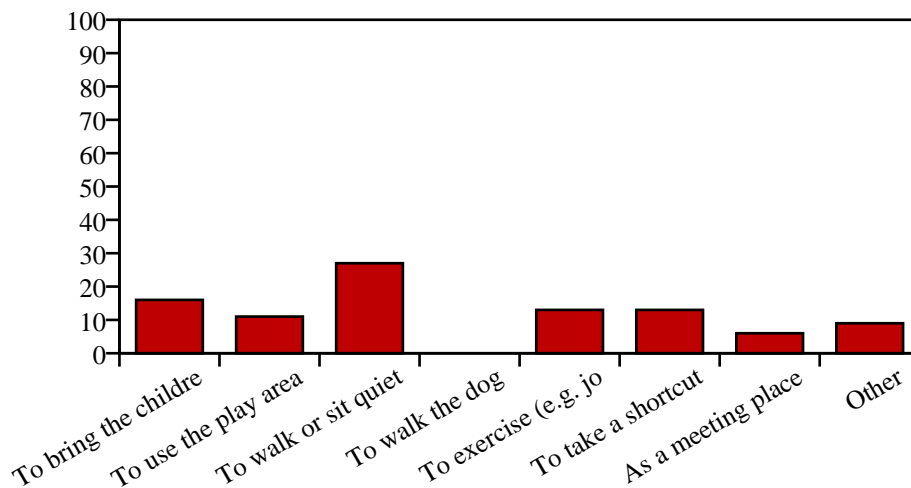
Q1: Which park in the borough do you visit most often?

There are 23 responses to this question. Please see Appendix A for the text of these responses.

Q2: How many times have you visited it this year?

There are 23 responses to this question. Please see Appendix A for the text of these responses.

Q3: For this park, what are the two main reasons for visiting it?



Option	Value	Percentage
To bring the children	7	16%
To use the play area	5	11%
To walk or sit quietly	12	27%
To walk the dog	0	0%
To exercise (e.g. jog)	6	13%
To take a shortcut	6	13%
As a meeting place	3	6%
Other	4	9%
Total	43	

Q4: Other (please write below)

There are 23 responses to this question. Please see Appendix A for the text of these responses.

Q5: What do you like about this park?

There are 23 responses to this question. Please see Appendix A for the text of these responses.

Q6: What do you dislike about this park?

There are 23 responses to this question. Please see Appendix A for the text of these responses.

Q7: How do you rate the following facilities in this park?

Children's play areas		
Rating	Value	Percentage

Excellent	14	51%
Good	8	29%
Poor	2	7%
Very Poor	0	0%
Don't use them	2	7%
Park doesn't have them	1	3%

Sand pits		
Rating	Value	Percentage
Excellent	12	44%
Good	5	18%
Poor	0	0%
Very Poor	0	0%
Don't use them	5	18%
Park doesn't have them	5	18%

Paddling pools		
Rating	Value	Percentage
Excellent	13	48%
Good	2	7%
Poor	1	3%
Very Poor	0	0%
Don't use them	3	11%
Park doesn't have them	8	29%

Benches/seating		
Rating	Value	Percentage
Excellent	14	51%
Good	8	29%
Poor	5	18%
Very Poor	0	0%
Don't use them	0	0%
Park doesn't have them	0	0%

Bowling greens		
Rating	Value	Percentage
Excellent	12	44%
Good	2	7%
Poor	0	0%

Very Poor	0	0%
Don't use them	4	14%
Park doesn't have them	9	33%

Putting greens		
Rating	Value	Percentage
Excellent	11	40%
Good	0	0%
Poor	0	0%
Very Poor	0	0%
Don't use them	2	7%
Park doesn't have them	14	51%

Tennis courts		
Rating	Value	Percentage
Excellent	12	44%
Good	5	18%
Poor	0	0%
Very Poor	0	0%
Don't use them	6	22%
Park doesn't have them	4	14%

Cricket pitches		
Rating	Value	Percentage
Excellent	11	40%
Good	0	0%
Poor	0	0%
Very Poor	0	0%
Don't use them	3	11%
Park doesn't have them	13	48%

Football pitches		
Rating	Value	Percentage
Excellent	12	44%
Good	2	7%
Poor	0	0%
Very Poor	0	0%
Don't use them	6	22%
Park doesn't have them	7	25%

Boating lakes/ponds		
Rating	Value	Percentage
Excellent	13	48%
Good	1	3%
Poor	0	0%
Very Poor	0	0%
Don't use them	1	3%
Park doesn't have them	12	44%

Toilets		
Rating	Value	Percentage
Excellent	11	40%
Good	2	7%
Poor	2	7%
Very Poor	2	7%
Don't use them	3	11%
Park doesn't have them	7	25%

Adventure play areas		
Rating	Value	Percentage
Excellent	12	44%
Good	3	11%
Poor	1	3%
Very Poor	0	0%
Don't use them	6	22%
Park doesn't have them	5	18%

Wildlife/nature areas		
Rating	Value	Percentage
Excellent	13	48%
Good	2	7%
Poor	3	11%
Very Poor	1	3%
Don't use them	1	3%
Park doesn't have them	7	25%

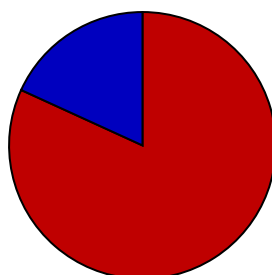
Dog exercise areas		
Rating	Value	Percentage

Excellent	12	44%
Good	2	7%
Poor	5	18%
Very Poor	1	3%
Don't use them	7	25%
Park doesn't have them	0	0%

Paved walkways		
Rating	Value	Percentage
Excellent	12	44%
Good	11	40%
Poor	2	7%
Very Poor	1	3%
Don't use them	0	0%
Park doesn't have them	1	3%

Cafe/refreshments		
Rating	Value	Percentage
Excellent	11	40%
Good	4	14%
Poor	1	3%
Very Poor	0	0%
Don't use them	2	7%
Park doesn't have them	9	33%

Q8: Are there any new facilities you would like to see introduced in this park?



■ **Yes: 81%**
■ **No: 18%**

Option	Value	Percentage
Yes	13	81%
No	3	18%
Total	16	

Q9: If Yes, please write below

There are 23 responses to this question. Please see Appendix A for the text of these responses.

Q10: For this park, what is your opinion of the following?

Attractiveness of the lawns and grassed areas		
Rating	Value	Percentage
Excellent	11	40%
Good	12	44%
Poor	3	11%
Very Poor	1	3%

Attractiveness of the flower displays		
Rating	Value	Percentage
Excellent	11	40%
Good	5	18%
Poor	7	25%
Very Poor	4	14%

Attractiveness of the shrubs		
Rating	Value	Percentage
Excellent	11	40%
Good	10	37%
Poor	4	14%
Very Poor	2	7%

Attractiveness of the trees		
Rating	Value	Percentage
Excellent	13	48%
Good	14	51%
Poor	0	0%
Very Poor	0	0%

Upkeep of the lawns and grassed areas		
Rating	Value	Percentage
Excellent	11	40%
Good	13	48%
Poor	3	11%
Very Poor	0	0%

Upkeep of the flower displays		
Rating	Value	Percentage
Excellent	10	37%
Good	6	22%
Poor	10	37%
Very Poor	1	3%

Upkeep of the shrubs		
Rating	Value	Percentage
Excellent	11	40%
Good	11	40%
Poor	5	18%
Very Poor	0	0%

Upkeep of the trees		
Rating	Value	Percentage
Excellent	13	48%
Good	11	40%
Poor	3	11%
Very Poor	0	0%

Upkeep of the play equipment		
Rating	Value	Percentage
Excellent	11	40%
Good	13	48%
Poor	3	11%
Very Poor	0	0%

Upkeep of the play surfaces		
Rating	Value	Percentage
Excellent	11	40%
Good	13	48%

Poor	3	11%
Very Poor	0	0%

Upkeep of the park seating		
Rating	Value	Percentage
Excellent	11	40%
Good	14	51%
Poor	2	7%
Very Poor	0	0%

Litter Bins		
Rating	Value	Percentage
Excellent	12	44%
Good	8	29%
Poor	7	25%
Very Poor	0	0%

Lighting in the park		
Rating	Value	Percentage
Excellent	10	37%
Good	8	29%
Poor	9	33%
Very Poor	0	0%

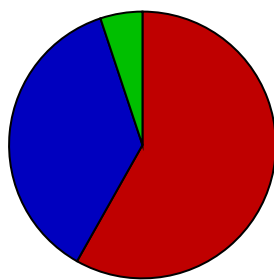
Keeping the park free from dogs' mess		
Rating	Value	Percentage
Excellent	10	37%
Good	10	37%
Poor	4	14%
Very Poor	3	11%

Keeping public toilets clean		
Rating	Value	Percentage
Excellent	11	40%
Good	6	22%
Poor	5	18%
Very Poor	5	18%

Q11: If poor or very poor, please say why

There are 23 responses to this question. Please see Appendix A for the text of these responses.

Q12: How easy is it to get around in this park? (e.g. steps or barriers may make it difficult for you)



- **Very Easy: 57%**
- **Easy: 36%**
- **Difficult: 5%**
- **Very difficult: 0%**

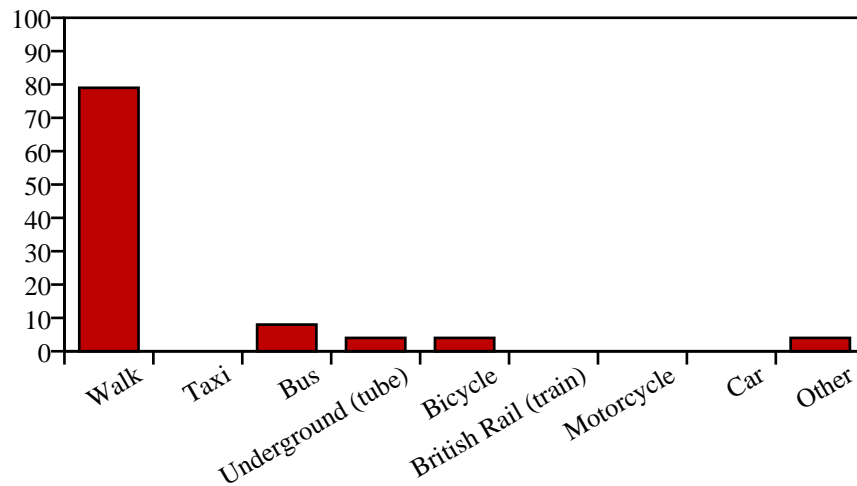
Option	Value	Percentage
Very Easy	11	57%
Easy	7	36%
Difficult	1	5%
Very difficult	0	0%
Total	19	

Q13: if difficult or very difficult, please say why

There are 23 responses to this question. Please see Appendix A for the text of these responses.

Topic 3: 3. Getting to the park you visit most often

Q1: How do you usually get to this park? (tick one box for the main method of transport)

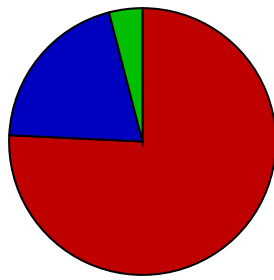


Option	Value	Percentage
Walk	19	79%
Taxi	0	0%
Bus	2	8%
Underground (tube)	1	4%
Bicycle	1	4%
British Rail (train)	0	0%
Motorcycle	0	0%
Car	0	0%
Other	1	4%
Total	24	

Q2: Other (please write below)

There are 23 responses to this question. Please see Appendix A for the text of these responses.

Q3: How long does it usually take you to get to this park?

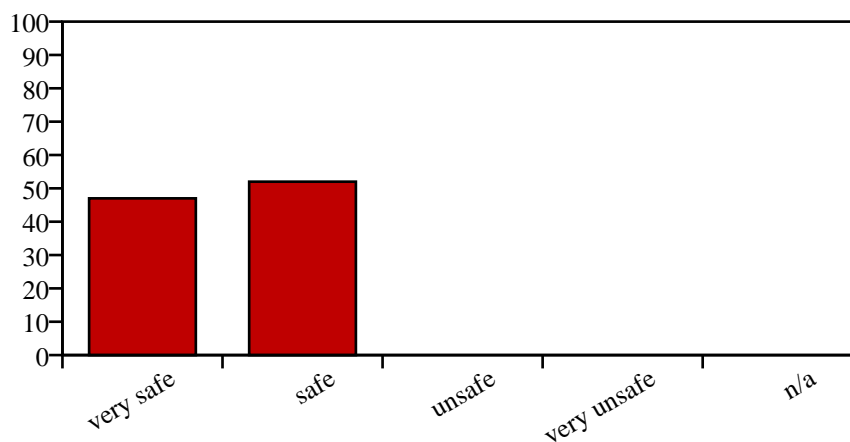


- less than 10 mins: 75%
- 10 mins-1/2 hour: 20%
- 1/2 hour-1hr: 4%
- over 1 hr: 0%

Option	Value	Percentage
less than 10 mins	18	75%
10 mins-1/2 hour	5	20%
1/2 hour-1hr	1	4%
over 1 hr	0	0%
Total	24	

Topic 4: 4. Security in the park you visit most often

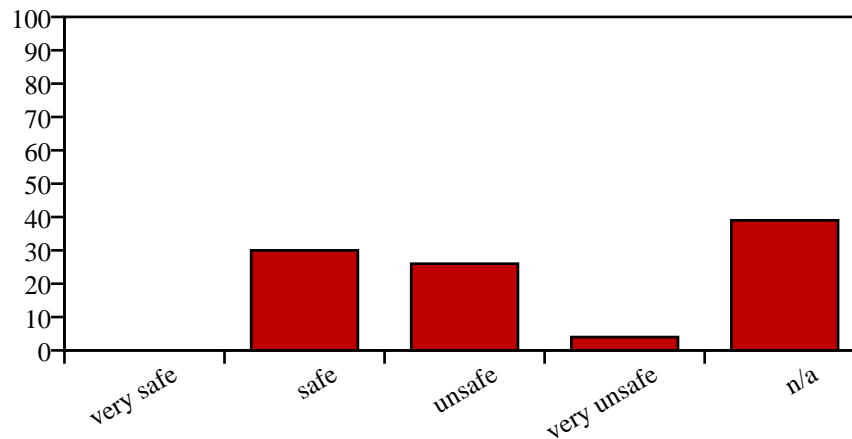
Q1: How safe do you feel in this park during the day?



Option	Value	Percentage
very safe	11	47%
safe	12	52%

unsafe	0	0%
very unsafe	0	0%
n/a	0	0%
Total	23	

Q2: How safe do you feel in this park during the night?



Option	Value	Percentage
very safe	0	0%
safe	7	30%
unsafe	6	26%
very unsafe	1	4%
n/a	9	39%
Total	23	

Q3: How important do you think the following would be in improving security? please number (1, 2, 3, 4) in order of importance where 1 = most important, 4= least important

More park keepers		
Rating	Value	Percentage
1	11	47%
2	5	21%
3	4	17%
4	3	13%

Security guards/police patrols		
Rating	Value	Percentage

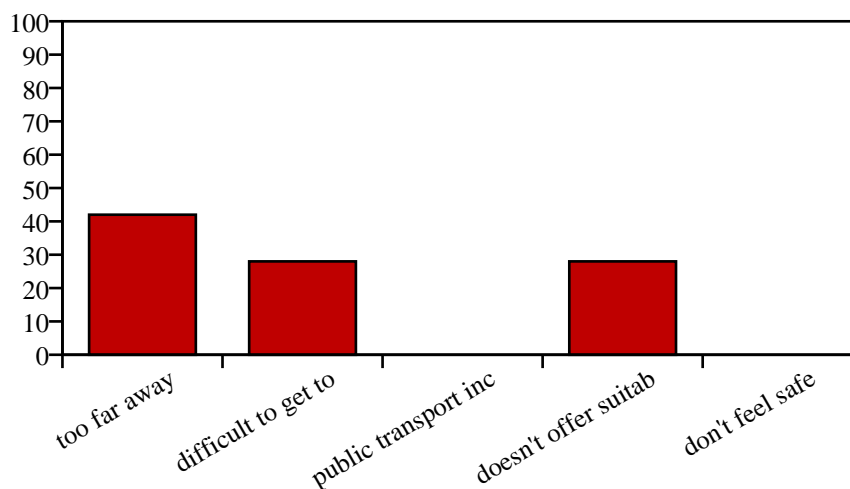
1	6	26%
2	8	34%
3	5	21%
4	4	17%

Better lighting		
Rating	Value	Percentage
1	12	52%
2	5	21%
3	5	21%
4	1	4%

Surveillance equipment		
Rating	Value	Percentage
1	6	26%
2	4	17%
3	5	21%
4	8	34%

Topic 5: 5. If you haven't visited a park in the borough this year

Q1: Why have you not used the parks (please tick boxes)



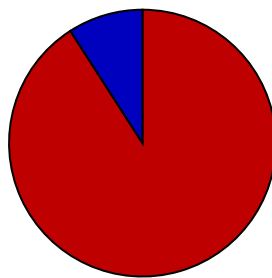
Option	Value	Percentage
too far away	6	42%
difficult to get to	4	28%

public transport inconvenient	0	0%
doesn't offer suitable facilities	4	28%
don't feel safe	0	0%
Total	14	

Q2: Other (please state)

There are 20 responses to this question. Please see Appendix A for the text of these responses.

Q3: Are there any changes that would make you more likely to visit? (if Yes, please give details in question 7)

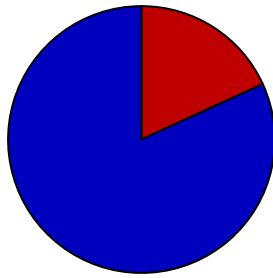


■ **Yes: 90%**
 ■ **No: 9%**

Option	Value	Percentage
Yes	10	90%
No	1	9%
Total	11	

Topic 6: 6. Friends and committee groups

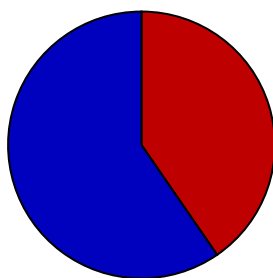
Q1: Are you currently a member or involved in your local park's friends or committee groups in the borough?



■ **Yes: 18%**
■ **No: 81%**

Option	Value	Percentage
Yes	4	18%
No	18	81%
Total	22	

Q2: Would you like to be involved in your local park friends group in the borough and to be contacted in the future about how to join one?



■ **Yes: 40%**
■ **No: 59%**

Option	Value	Percentage
Yes	9	40%
No	13	59%
Total	22	

Topic 7: 7. Anything Else?

Q1: Is there anything else you wish to say about parks in your area? eg, allotments, recycling facilities, nature trails or more variety in the type of open space to improve biodiversity (Please write below)

There are 20 responses to this question. Please see Appendix A for the text of these responses.

Appendix A

Please mention any park not on the list that you visit regularly (in or out of the borough - large or small)

1. Hyde Park, Holland Park
2. holland park
3. Furnival Gardens
4. syon house
5. hyde park
6. Richmond
7. furnival gardens, holland park
8. Richmond
9. Hyde Park
10. Regents, Hyde, Holland, Kensington Memorial
11. Hyde Park, furnival gardens, Samll park next to St Mary's Church on Hammersmith Road
12. Holland Park, Kensington Gardens
13. holland park

Which park in the borough do you visit most often?

1. Brook Green
2. ravenscourt
3. south park
4. Furnival Gardens
5. Eel brook common
6. wormwood scrubs
7. Ravenscourt Park
8. brook green
9. ravenscourt park
10. Ravenscourt Park
11. Ravenscourt
12. Bishops Park
13. Eel brook common
14. Wormwood Scrubs
15. brook green
16. Brook Green
17. Brook green

How many times have you visited it this year?

1. 20+
2. 50 plus
3. twelve times
4. 3
5. 10
6. 10

7. twice a week
8. dont know
9. 30
10. 20 +
11. 25
12. 20
13. 6
14. more than 25
15. 50+
16. 10

Other (please write below)

1. Lunch area
2. volunteer gardening
3. To enjoy the environment
4. picnic
5. Meeting place, social
6. sun bathing

What do you like about this park?

1. size and location; it is relatively clean and safe
2. Away from road, near river. Clean.
3. open. nearby. nice feeling (mostly).
4. it's not too busy and if you try hard you can see some wildlife like woodpeckers and even lizards. the recent addition of signposts with information about the place is good. it's a good place to have a run (some water fountains might be nice).
5. The paddling pool and play areas
6. it is on my way home
7. A beautiful and valuable open space for the people who live and work in Hammersmith
8. The park has a great community feel about it. It's always well used, all sorts of people doing a whole range of activities - sports, sunbathing, playing, cycling, just reading or having lunch with friends. The planting is wonderful and the separate dog areas are good idea (I don't have a dog). Good play areas for kids. I've never experienced any trouble there, everyone just enjoying themselves in their own way and fitting in with each other. I've lived in other London boroughs and this is the best park I've used.
9. Location, size, attractive layout, facilities inc cafe.
10. Variety of spaces, multiple walks/paths, river view, established and natural greenery/trees/planting, feels safe, provides an environment for everybody (dog walkers, children, joggers, cyclists, ball games), feels safe and peaceful(frequently see park constabulary. Historic, well maintained and not commercialised.
11. Unspoilt nature, wildness, vastness, large open spaces
12. proximity to our house, facilities
13. It has a good playground and is the nearest park to where I live and I know lots of people who go there regularly - it has a good community feel. It is away

from a busy road.

14. location, how clean it is, safety.

What do you dislike about this park?

1. no refreshments
2. Small.
3. badly designed entrance from the fulham broadway end- dark tarmac, the older children's play area means that there are groups of people hanging around and you can't assess the situation ahead. a lovely bit is fenced off. the play area for younger children is minimal. you should have an area like the one o clock club in wandsworth which is fantastic- a proper play area for young children which is also secure and for local mums to meet too.
4. it can be a bit bleak and empty, mostly just underused playing fields (there are hundreds of other places to play football nearby). also professional dog walkers illegally use the park and having a large pack of dogs run after you can be pretty scary as a jogger. existing dog exercise areas are ignored. i'd love to see something imaginative done with the park like making it the world's largest free orchard or digging out some lakes to give local people something interesting to visit and maybe local boys something to do like fishing.
5. more challenging playground for children
6. proposal to clutter it up with memorials
7. the toilets aren't very accessible or clean
8. Drunks
9. The cafe is not inviting. I wish the walkway continued along the tow path rather than having to walk around Fulham Football club. The house in the grounds close to the Putney Bridge entrance is closed up. I wish it could be restored and used purposefully.
10. Sports pitches right in the centre, litter, graffiti, dog faeces, youths joy riding on scooters
11. The large climbing frame/slide in the middle is too high for mothers to get their children down from it and the toddler swings need gates to stop other toddlers running around them and getting kicked. The toilets are completely disgusting.
12. planting, seating could be better

If Yes, please write below

1. refreshments
2. Public art.
3. proper young childrens play area. a cafe would be nice. toilets. generally the parks in LBHF are substandard badly designed and insufficient. seeing the comments about flower displays below makes me laugh- what flower displays. normand park is worse- and the re-design there poor.
4. fishing lakes, public free orchard, cafe, water fountains for runners
5. older kids areas
6. croquet
7. Free use of facilities for primary schools
8. Walking and cycling lanes
9. City farm/ecology centre/ allotments

10. Cafe and better toilets.
11. better planting

If poor or very poor, please say why

1. I haven't used the toilets if they exist, but imagine them to be unusable since they are unsupervised
2. the parks are badly run and underresourced- what is there in them???
3. there are no toilets (are there?)and bins are often overflowing and there is not much lighting but maybe that is not a bad thing. there is no attempt to regulate dog owners
4. no lights
5. litter bins not emptied enough. Dogs don't seem to use exercise areas
6. Toilets haven't been very clean the times I've used them
7. Many trees have been culled over last couple of years. Toilets aren't dreadful, but could be better. Often play equipment is in poor condition or just removed.
8. The toilets stink.
9. not kept in good order

if difficult or very difficult, please say why

1. too many unnecessary fenced off areas

Other (please write below)

Other (please state)

1. you can't park in LBHF apart from in a few streets with residents parking unless you pay just under £2 an hour which i can't afford. i can't take the bus as i'm asthmatic and a major trigger for me is bus exhaust. there is no other way of getting to a decent park (is there one in the whole borough?) and with traffic congestion as it is i can't see why anyone would travel to a park even a short distance apart from walking.
2. Lack of walking routes and cycle pathways - no incentive to exercise

Is there anything else you wish to say about parks in your area? eg, allotments, recycling facilities, nature trails or more variety in the type of open space to improve biodiversity (Please write below)

1. South Park is underdeveloped. There should be refreshments (at the least, franchise mobile (good)coffee units to sit in the refreshment areas already in the park, to avoid night vandalism). Encourage outdoor exercise for seniors (as in Beijing)' encourage community picnics.
2. Public events/exhibitions, etc

3. LBHF does not have many open spaces. Look at your map- the only decent sized space is Wormwood Scrubs (a desolate place surrounding by decaying buildings). Some of the green spaces marked are cemeteries (not the same as a park- but usually the most pleasant spaces in the borough). The small parks you do have are badly designed (with the exception of Bishops park and South park). When you see what other councils do your parks are a disgrace. There are BASIC things you could provide which you do not (and the eggs above about allotments, recycling facilities, biodiversity make me fume. You're not even doing the basics- there is very little space- the above list is totally inappropriate. As for recycling- can't that be provided elsewhere- you already have the orange sacks too- not wasting precious space in our tiny parks. As for allotments- where? (Wormwood scrubs i presume- which would be great). Nature trails? this is London. there is no where for people to hardly sit down on grass let alone go on a trail. take a good look at the london parks which are good and just copy them- don't go off into OTT irrelevancies.

4. do something imaginative with wormwood scrubs. involve all the local schools and children, be sensitive to the environment already there but add to the borough's bio-diversity and consult with imaginative and positive people. allotments are one idea but i would prefer something more public like fishing and boating lakes or an orchard that local people could pick fruit in. i would rather no cafe than an ugly shack but if something imaginative and successful could be designed as part of a larger redevelopment, that would be great. as someone who jogs around the park, it would be great to have a couple of water fountains about. also the clay soil gets huge cracks in dry weather that your feet can get caught in. perhaps these could be filled occasionally with sand. please ignore the anti-cycling grumblers. we need fewer people in their cars and parks are important alternatives to busy and dangerous roads. (btw, i am a motorcyclist). like dog owners, they could be more considerate but i am not sure that is the job of the council. any cyclists leaving turds around should be dealt with severely though.

5. More allotments to be available would be could and to know if the paddling pools will be kept open as I hear they may not.

6. strictly limit the number of events held in the park which will stop regular users being able to have full use of the open spaces.

7. Apart from ravensthorpe park, I don't know where the other parks are and may have used them if I knew they existed.

8. Primary schools should be able to make free use of the park facilities. It is a ridiculous situation where one borough department is paying another for facilities that they should be encouraging them to use. LBHF schools do not generally have grass or extensive playing areas, and should be able to take full advantage of public parks. The current recycling facilities are adequate - any more would be an inappropriate use of the parks. We shouldn't be taking recycling from home to the park - it should just be stuff generated from using the park. Ravenscourt Park's example of biodiversity is its "nature reserve" - can this be tidied up - "nature reserve" does not mean dumping ground.

Perhaps offenders on community service could be used to spend time clearing weeds, getting rubbish out of the pond, clearing graffiti etc. Children and adults are discouraged from playing football in Ravenscourt park unless they book (and pay for) the astroturf, which was funded largely by lottery grants, not by the council. We should be encouraging our children and young people into playing sports, not trying to profit from them.

- 9.** The allotments at Bishops Park are a pleasure to observe and I feel more allotment space would enable those without a garden to enjoy growing their own food and being in touch with the earth.
- 10.** Need to ensure that the health needs of local residents are taken into account when planning parks and open spaces. Need to do more to make parks more accessible, attractive to use i.e. walking routes and cycle lines.
- 11.** Wormwood Scrubs is a wonderful open space that would be even better with a bit of t.l.c. I have been to some fantastic nature events and think this should be built on in the future. I think it should fundamentally keep its wild feel, but the campsite could be reinstated and some allotments would be great.
- 12.** facilitating parking around parks for those that live in borough but possibly not the immediate vicinity would be helpful. I always use brook green as am able to walk there. If i was able to easily park near bishops park or hurlingham park would be more likely to use. Currently am only able to park in zone E of H&F.
- 13.** I think it's a shame that the new Shepherd's Bush Green play areas are going to be right next to busy traffic.